



**Chicago
Pneumatic**



**Screw Compressors
30-110kW**

People. Passion. Performance.

People. Passion. Performance.



For Chicago Pneumatic, it isn't just about products. We value our end-users' and distributors' **performance**, and do our ultimate best to make it **easy to work** with us while providing **reliable products with a passion**.

- **Broad product portfolio** of robust compressors & tools
- **Decades of experience & innovation**
- **100% committed** distributor partnership

This is how we keep you productive at all times, meeting the needs of professionals in vehicle service, general industry and construction around the globe.

People. Passion. Performance.







Define your needs, our

Our 30-110kW oil-injected screw compressor offer is vast, yet the full range always guarantees solid performance thanks to high quality components and innovative design.

“The standard in the industry”

BELT DRIVEN



Noise level	 Silent: 70-75 dB(A)
FAD	 3480 - 11520 l/min
Power	 30 - 75 kW 40 - 100 hp
Pressure	 8 - 13 bar 125 - 175 psi

User benefits





- Compact solution
- Easy maintenance is a one-man job
- Solid quality and long lasting belts
- Highly reliable belt tensioning system
- User-friendly operation

broad offer does the rest

“Maximized productivity”

GEARBOX DRIVEN



Noise level	 Silent: 66-75 dB(A)
FAD	 4250 - 20040 l/min
Power	 30 - 110 kW 40 - 150 hp
Pressure	 7 - 13 bar 100 - 175 psi





User benefits

- Reduced energy consumption, better performance
- Improved efficiency
- In-house designed air end guarantees quality operations
- Cost savings on maintenance and energy consumption
- Integrated solutions (dryer, energy recovery)

“Top value through energy efficiency”

INVERTER DRIVEN



Noise level	 Silent: 67-75 dB(A)
FAD	 1680 - 19080 l/min
Power	 30 - 110 kW 40 - 150 hp
Pressure	 4 - 13 bar 60 - 175 psi

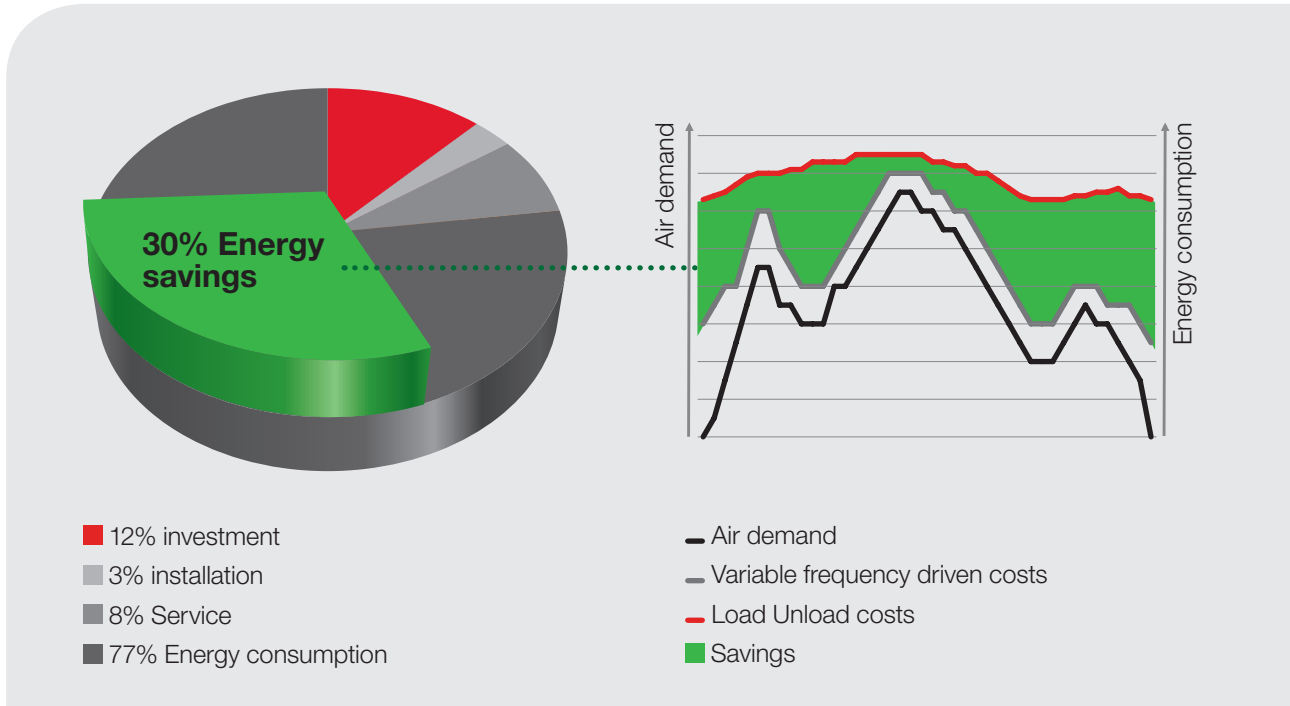
User benefits

- Cut your energy bill by 30%
- Optimal efficiency perfectly matching the air flow
- Quick return on investment
- Full-colour graphical controllers (standard for IVR)
- Integrated solutions (dryer, energy recovery)

Energy efficiency

We protect your efficiency

Energy costs represent about 70% of the total operating cost of your compressor over a 5 year period. That's why reducing the operating cost of a compressed air solution is a major focus. Variable frequency driven compressors can cut the energy bill of your compressor by up to 30%.



Inverter driven compressors reduce the energy consumption through:

Air End

The unique in-house designed air end with 4/6 screw profile results in:

- Optimum energy efficiency over the entire speed range
- No internal leakages in the compression chambers

Inverter

Thanks to the inverter driven technology you can save up to 30% on energy cost because of:

- A perfect match of air demand and air supply
- No unload cycles above 20% load
- No peak currents thanks to soft start up

Motor

Superior quality and efficiency are guaranteed thanks to:

- Smart transmission engineering to minimize the internal loads resulting in longer bearing lifetime
- A perfect match between screw technology and gear-box resulting in no long term losses
- Robust design using casted, heavy duty components


Controller

The full colour graphic controller brings intelligent saving features thanks to:

- Optimum zone control
- Integrated sequencer for 4 up to 6 compressors
- Web visualization
- No pressure fluctuation thanks to instant pressure logging and communication with compressor drive
- Dual pressure band operation

We recover your energy

When air is compressed, heat is formed. The excess heat can be captured with an energy recovery option and channelled to other applications allowing you to save energy and cut costs.



Heat recovery - Recover 75% of your energy

In the case of water-cooled or air-cooled compressors, the oil circuit is pre-cooled with an oil/water heat exchanger. Water then becomes the fluid transport media to recover the oil temperature. The hot water resulting from this process can be used to heat radiators or water boilers, pre-heat supply water or hot tap water, and other industrial applications. The energy recovery option integrates a heat exchanger on the oil circuit, which heats up the continuously pressurized water flow. The system is regulated automatically, and in case of limited water cooling capacity, the standard cooling system of the compressor will operate and backup the energy recovery device. The energy recovery option is a simple mechanical system that requires no maintenance or electricity consumption, but offers you significant reductions in your energy costs.

Inverter driven compressors

CPVS Series 30 - 110 kW / 40 - 150 HP



Maximize productivity with reliable compressed air solutions

The variable speed compressor series allows you to find the perfect match between air demand and air supply. Thanks to the inverter driven technology, the energy cost can be reduced with 30%. Due to the robust design of the gear driven transmission, you can rely on high quality compressed air in the most demanding applications.

Components are carefully selected assuring quality and reliability. Moreover, installation and maintenance is kept simple thanks to the easy accessibility. Last but not least, cooling performance is guaranteed by the oversized cooler package. A high efficiency cooling fan is designed to deliver a high cooling flow at low noise level.




CPVS 75



Frequency converter

Saves up to 30% thanks to perfect match between air demand and air supply.



Radial fan (optional)

High efficiency cooling flow at reduced noise level



Integrated dryer

Saves space and guarantees top air quality



Energy recovery (optional)

75% of heat can be captured with energy recovery.



ES4000 (standard)

Intelligent unload cycling. Constant pressure follow-up. Automatic restart.



Robust and powerful compressor with integrated solutions

- 1 Filtration panel
- 2 Emergency stop
- 3 Controller
- 4 Air cooler
- 5 Oil cooler
- 6 Oil-separator vessel
- 7 Inverter
- 8 Integrated dryer

Technical Table

Type									
	HP	kW	Bar	l/min (min)	l/min (max)	dB(A) Silenced	dB(A) Std	kg	L x W x H (mm)
Base mounted 400/3/50 + Inverter*									
CPVS 40	40	30	4-10	1680	5640	67	69	810	1420 x 1060 x 1630
CPVS 50	50	37	4-13	2040	6780	68	71	890	1420 x 1060 x 1630
CPVS 60	60	45	4-13	2400	8040	69	72	895	1420 x 1060 x 1630
CPVS 75	75	55	4-13	3000	9900	71	72	1170	1660 x 1060 x 1630
CPVS 95	100	75	4-13	3840	12840	71	75	1357	1660 x 1060 x 1630
CPVS 100	100	75	4-13	4260	14280	70	72	1610	1860 x 1060 x 1630
CPVS 125	125	90	4-13	4860	16200	71	74	1630	1860 x 1060 x 1630
CPVS 150	150	110	4-13	3000	19080	71	74	1900	2333 x 1060 x 1630

* Units with integrated dryer available. For specifications, please consult your local sales representative
 All units are also available in 60Hz, please contact your local sales representative for more information.

Gearbox driven compressors

CPC / CPD / CPE 30 - 110 kW / 40 - 150 hp




Maximize productivity with reliable compressed air solutions

Thanks to the robust design of the gear driven range, you can rely on high quality compressed air for the most demanding applications. The maintenance-free heavy duty gear drive eliminates losses and maximizes productivity.

While components are carefully selected assuring quality and reliability, installation and maintenance is kept simple thanks to the easy accessibility. On top, cooling performance is guaranteed by the oversized cooler package and the high efficiency cooling fan is designed to deliver a high cooling flow at a low noise level.




CPC 40 G



Maintenance-free drive train

Premium performance through:

- Eliminating transmission losses & optimizing running cost.
- Reducing bearing loads resulting in longer lifetime and extended service intervals



In-house designed air ends

Unique 4/6 screw profile for premium performance.




Radial fan (CPC 40-60 G)

Contributes to more silent and energy efficient operations.



ES4000 (optional)

Intelligent unload cycling. Constant pressure follow-up. Automatic restart.



Robust and powerful compressor

- 1 Motor
- 2 Air end
- 3 Radial fan* (CPC 40-60 G)
- 4 Air filter
- 5 Coolers
- 6 Integrated dryer

*Axial fan on the rest of the range

Technical Table

Type										
	HP	kW	l/min				Start	dB(A)	kg	L x W x H (mm)
		7 bar	8 bar	10 bar	13 bar					
Base mounted 400/3/50*										
CPC 40 G	40	30	5949	5392	4954	4250	Y/D	66	626	1310 x 890 x 1790
CPC 50 G	50	37	6989	6499	6115	5319	Y/D	67	683	1310 x 890 x 1790
CPC 60 G	60	45	8206	7742	7136	6257	Y/D	68	692	1310 x 890 x 1790
CPD 75 G	75	55	9900	9240	8580	7200	Y/D	71-72	1100	1660 x 1060 x 1630
CPD 100 G	100	75	12840	12360	11280	9420	Y/D	74-75	1287	1660 x 1060 x 1630
CPE 100 G	100	75	14280	13500	12000	10140	Y/D	71-72	1540	1860 x 1060 x 1630
CPE 120 G	125	90	16200	16080	14280	11640	Y/D	73-74	1570	1860 x 1060 x 1630
CPE 150 G	150	110	20040	19080	17340	14640	Y/D	74-75	1900	2333 x 1060 x 1630

* Units with integrated dryer available. For specifications, please consult your local sales representative
All units are also available in 60Hz, please contact your local sales representative for more information.

Belt driven compressors CPC / CPD Series 30 - 75 kW / 40 - 100 hp



Your smart industry standard in easy operation and maintenance


The CPC / CPD belt-driven range of oil-injected screw compressors is the true standard in the industry.

The components have been carefully selected to assure optimal quality and reliability. While the footprint is reduced thanks to the smart transmission system and component arrangement, performance is guaranteed thanks to the in-house designed air end.



In-house designed air ends

Unique 4/6 screw profile for premium performance.



In-house designed transmission

Assuring perfect alignment and easy tensioning.



Robust design

Qualified, high quality reputed components.



Easy service and accessibility

Removable panels with hinges to facilitate accessibility



ES4000 (optional)

Intelligent unload cycling. Constant pressure follow-up. Automatic restart.



Robust and powerful compressor

- 1 Filtration panel
- 2 Emergency stop
- 3 Controller
- 4 Air filter
- 5 Oil cooler
- 6 Air cooler
- 7 Oil-separator vessel

Technical Table

Type									
	HP	kW	l/min			Start	dB(A)	kg	L x W x H (mm)
			8 bar	10 bar	13 bar				
Basemounted 400/3/50									
CPC 40	40	30	4920	4320	3480	Y/D	70	748	1247x 1060 x 1630
CPC 50	50	37	6120	5520	4260	Y/D	71	832	1247x 1060 x 1630
CPC 60	60	45	7800	6840	5700	Y/D	72	862	1247x 1060 x 1630
CPD 75	75	55	8700	7920	7080	Y/D	72	1073	1420x 1060 x 1630
CPD 100	100	75	11520	10080	8880	Y/D	75	1280	1660x 1060 x 1630

All units are also available in 60Hz, please contact your local sales representative for more information.

Chicago Pneumatic: full offer, global presence



Piston compressors



Screw compressors



Industrial & vehicle service tools



Portable compressors & generators



Construction equipment



Care. Trust. Efficiency.

Care.

Care is what service is all about: professional service by knowledgeable people, using high-quality original parts.

Trust.

Trust is earned by delivering on our promises of reliable, uninterrupted performance and long equipment lifetime.

Efficiency.

Equipment efficiency is ensured by regular maintenance. Efficiency of the service organization is how Original Parts and Service make the difference.

DISTRIBUTED BY

6999610322

www.cp.com